

Year 1/2 Materials (Y2) Knowledge Organiser



What do I know ?

- I know the difference between an object and the material it is made from.
- I can name different materials, e.g. wood, plastic, glass.
- I can describe the properties of different materials.

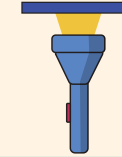


Key vocabulary

Picture

Meaning

Opaque




Not able to be seen through; not transparent.

Transparent




A material that is clear enough that you can see through it.

Translucent



A material that allows some light to pass through, but you can't see clearly through it.

Rigid



Something that is stiff and doesn't bend easily.

Reflective



A material that can reflect light.


Suitable



Right for the situation or purpose.

Gems of knowledge

Uses:



- I will learn that a material is chosen for an object because it has suitable properties for it.
- I will use my knowledge of properties to identify why a material may or may not be used for a specific job.
- I will compare the suitability of different materials by considering the purpose of an object.

Changing shape:

- I will learn how to change the shape of some solid objects.

How will I work like a Scientist?



- I will ask simple questions.
- I will suggest ways of answering a question (Y1- with support).
- I will observe using equipment.
- I will perform a simple test.
- I will take measurements (Y1- using non-standard units).
- I will identify and classify (Y1- with guidance).
- I will gather and record data (Y1- with support).
- I will record my findings in a range of ways (Y2 only).
- I will suggest answers to simple questions.

Read me!



Stone Underpants by
Rebecca Lisle.

Space Tortoise by Ross
Montgomery & David
Lichfield.

Both available to listen to on YouTube.