

I have already learned:


- How to use a mouse or trackpad to move a cursor
- How to make marks using physical tools
- How to create a picture using lines, shapes and colours

🔍 Careers in IT ✕




## Digital Artist

Making pictures and drawings using a computer.



## KNOWLEDGE GEMS



I am going to learn:

- To make marks on a screen using the brush, line and shape tools
- To choose which tools to use to create a picture
- To choose appropriate shapes and colours
- To change the size and style of the brush
- To compare paintings in paper and digital forms
- To say whether I prefer digital or physical art
- To recreate pictures using digital tools

## Vocabulary

tools	The objects or items needed to complete a job	
brush tool	The tool used to draw freehand lines	
line tool	The tool used to draw straight lines	
shape tools	The tools used to draw squares, circles and other shapes	
fill tool	The tool used to fill a shape or background with a colour	
eraser tool	The tool used to rub out unwanted lines or shapes	

## Outcome:

To create a digital picture in the style of the artist  
Georges Seurat





How computers work and how they are made.



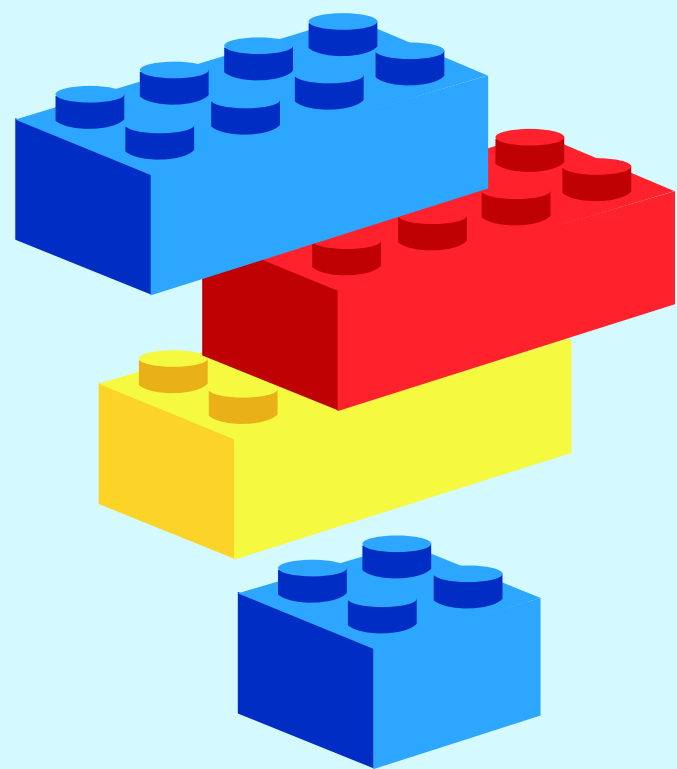
How to use computers to create digital content.



How to be safe and responsible on computers.

Which strands of computing have you been learning about today?

## Building Blocks to E-Safety



### E-Safety Tips


- Ask an adult first - Always get permission before using a new website.
- Keep your info private - Don't share your name, age, or school online.
- Use strong passwords - Make sure your passwords are hard to guess and only share them with a trusted adult.
- Be kind - If you can share your art, always be nice to others and never post mean comments.

## Useful Links



### Try it at home!

Can you use PaintZ to create a picture in the style of one of these artists?



“Art is the only way to run away without leaving home.”

