


I have already learned:

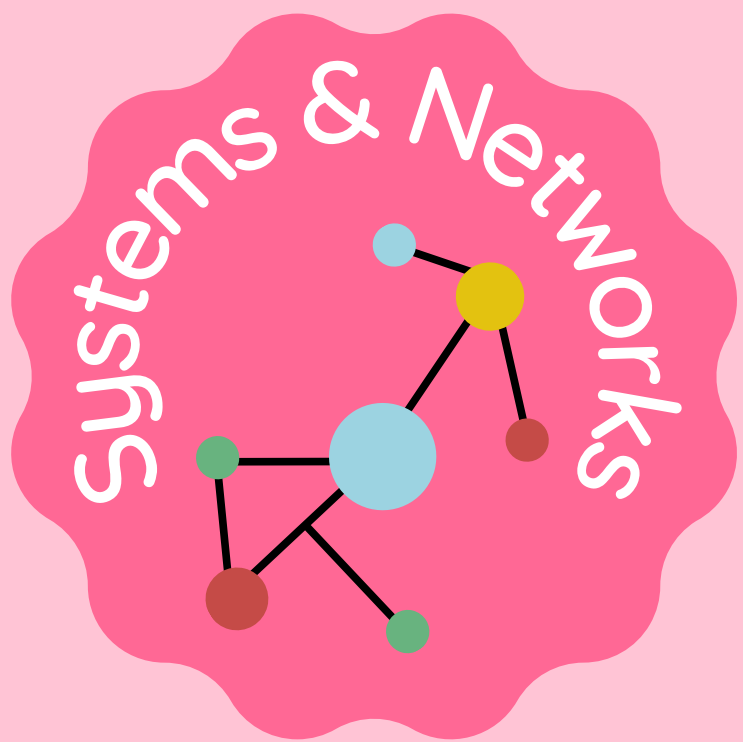
- What sorts of devices can use the internet
- How to use different devices to help me to complete tasks.
- What to do if I don't feel safe, or something makes me angry, worried or upset when I am using a computer

🔍
Careers in IT
✕



## Computer Salesperson

Helping people choose the right computer to buy.



## Vocabulary







KNOWLEDGE GEMS

I am going to learn:

- To explain how technology helps us
- To identify a computer and its main parts
- To switch on and log in to a computer
- To use a mouse in different ways
- To use a keyboard to type on a computer
- To use a keyboard to edit text
- To create rules for using technology responsibly

**Outcome:**

Show how to switch on and log in to a computer and use a mouse and a keyboard to create a piece of work.

computer	A device for working with information. The information can be numbers, words, pictures, movies, or sounds	
technology	Using knowledge to invent new tools to help you to do something	
information technology	Using knowledge to invent computers and to make them help you with tasks	
device	A piece of equipment that has a computer inside	
keyboard	A device with buttons called keys which can make symbols and letters appear on a screen	
mouse	A device which lets you move and click on things on a computer screen	



How computers work and how they are made.




How to use computers to create digital content.



How to be safe and responsible on computers.


Which strands of computing have you been learning about today?

## Useful Links



## Try it at home!

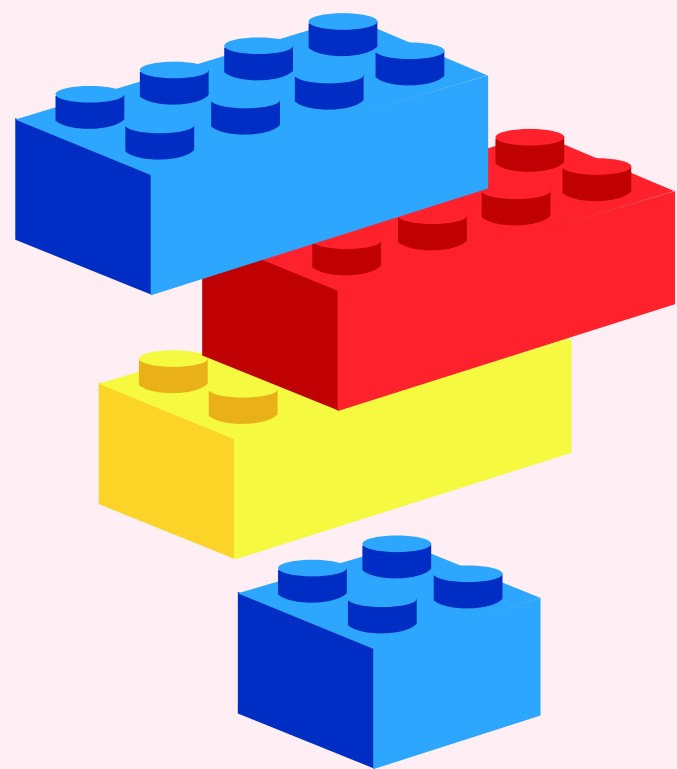
Practice typing on devices in your house which have different kinds of keyboards.



## Building Blocks to E-Safety

### E-Safety Tips

- Always ask a parent, teacher, or another trusted adult before using the computer. They can help make sure you are using it safely.
- Only visit websites that your parents or teachers say are okay. These sites are made just for kids and are safe to use.
- Never share your name, address, or any other personal information online. If someone asks, tell a grown-up right away.



"Technology is best when it brings people together."

