



## Art - Year 5/6 - Cycle A - Collage/Painting Kurt Schwitters

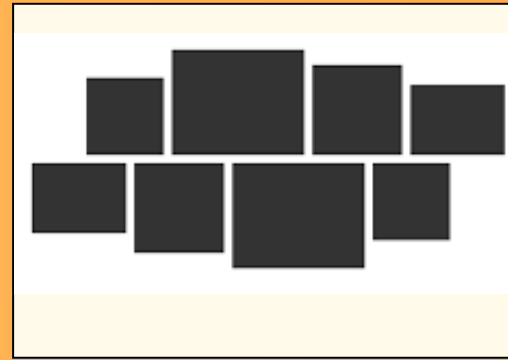
### What do I already know how to do?

- use varied brush techniques to create shapes, textures, patterns and lines;
- mix all the colours I need using the correct language, e.g. tint, shade, primary and secondary;
- create different textures and effects with paint;
- introduce perspective;
- create mood and express my emotions in my artwork;
- select colours and materials to create effect, giving reasons for my choices;
- cut accurately and refine work as I go to ensure precision.

### I will know how to create a collaged picture of the Blitz inspired by Kurt Schwitters by:


- adding collage to a painted or printed background;
- using a range of media and textures (rough/smooth and plain/patterned);
- creating and arrange accurate patterns;
- creating mood and emotion;
- planning and design a collage considering perspective.

arrange



The arrangement of visual elements within an image or artwork involves the placement of objects, the use of space, and the overall structure of the image.

form



Form has two meanings: it can refer to the overall form taken by the work – its physical nature; or within a work of art it can refer to the element of shape among the various elements that make up a work.

shape



Shape is one of the seven elements of art that defines the boundaries and form of objects. It influences an artwork's overall composition, balance, and visual harmony.

perspective



Perspective helps make things look three dimensional – and creates a sense of space receding into the distance.

overlapping



Overlapping is when shapes are in front of other shapes. If one shape overlaps another it communicates an illusion of depth.





# Art - Year 5/6 - Cycle A - Collage/Painting

## Kurt Schwitters


### Kurt Schnitters

Kurt Schwitters was a German artist known for his unique and creative artwork. He was born in 1887 and loved making art from a young age. Schwitters is famous for his collages, which are pictures made by sticking different materials like paper, fabric, and other objects onto a surface. One of his most well-known ideas was called "Merz." This was a special type of art where he used everyday items that people usually throw away, like old tickets, newspaper clippings, and bits of wood. He combined these things in interesting ways to create beautiful and thought-provoking pictures. Schwitters didn't just make collages; he was also a painter, sculptor, and writer. He believed that anything could be art and loved to experiment with new ideas and materials. His work was very different from traditional art, which is why many people found it exciting and inspiring.



### Henry Moore (WW2 artist fact file)

Henry Moore was born in Castleford, a small mining town in Yorkshire, England, in 1898.



Moore knew he wanted to be a sculptor from an early age, but reluctantly trained as a teacher before joining the army during the First World War.

In 1919, thanks to an ex-serviceman's grant, he realised his ambition to become an artist. He enrolled first at Leeds School of Art, and then the Royal College of Art in London. In the 1920s, Moore focused on establishing his reputation as a sculptor. By the 1930s he was among the leading avant-garde sculptors of Europe.



- Research your artist/s
- Explore new skills
- Design
- Create
- Evaluate