

# Art - Year 5/6 Summer Cycle B- Painting

## Amazing Amazon




What do I know already? I know how to create a collage, landscape paintings and prints by :

- using varied brush techniques to create shapes, textures, patterns and lines;
- mixing all the colours I need using the correct language, e.g. tint, shade, primary and secondary;
- creating different textures and effects with paint;
- beginning to use watercolour paints to produce washes for backgrounds
- introducing perspective
- creating mood and express my emotions in my paintings



I will know how to create a layered painting by:




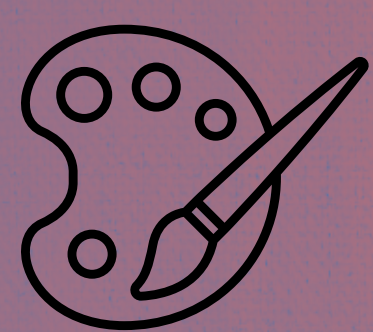
- developing a painting from a drawing.
- demonstrating mixing techniques and create a colour palette,
- use a range of paint (acrylic, oil paints, water colours) to create visually interesting pieces;
- mix and match colours to create atmosphere and mood where appropriate.
- explain what my own style is and why I have chosen a specific painting technique.
- explain how and why an artist's painting inspires, and how this has impacted my painting.
- use my knowledge of Henri Rousseau to inspire my work.

### Key Vocabulary:

blend		fusing two colors together so that the paint transitions from one color to another, or combines to create a new color.
mix		combining colours with one another on the palette
tone		tone refers to the relative lightness or darkness of a colour
abstract		art that does not attempt to represent an accurate depiction of a visual reality but instead uses shapes, colours and forms


post-impressionism		painting that have three characteristics in common: real-life subject matter. manipulation of color or geometric design.
foreground		the area of the picture space nearest to the viewer, immediately behind the picture plane
layers		layering paint on top of each other by letting one application of paint dry before adding another
background		the trimming of multiple layers of fabric at the seam.





# Art - Year 5/6 Summer Cycle B- Painting

## Amazing Amazon



### Henri Rousseau

Henri Rousseau (1844–1910) was a post-Impressionist painter. He was born at Laval, Mayenne. He worked a variety of jobs (saxophonist, toll collector) before beginning to paint at age 40.

From 1886, he exhibited regularly in the Salon des Indépendants, and, although his work was not placed prominently, it drew an increasing following over the years. *Tiger in a Tropical Storm (Surprised!)* was exhibited in 1891, and Rousseau received his first serious review when the young artist Félix Vallotton wrote: "His tiger surprising its prey ought not to be missed; it's the alpha and omega of painting." Yet it was more than a decade before Rousseau returned to depicting his vision of jungles.

In 1893, Rousseau moved to a studio in Montparnasse where he lived and worked until his death in 1910. In 1897, he produced one of his most famous paintings, *La Bohémienne endormie* (The Sleeping Gypsy).





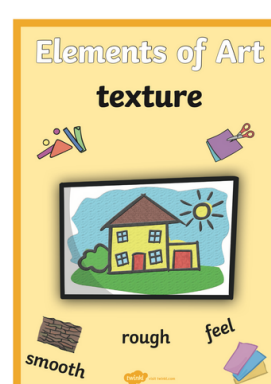
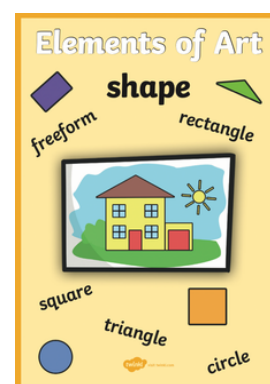
**Tiger in a Tropical Storm (Surprised!) (1891)**



**The Hungry Lion Throws Itself on the Antelope, 1905**

## Elements of Art

### Painting



- Research your artist/s
- Explore new skills
- Design
- Create
- Evaluate