



I have already learned:

- To use letter, number and space keys
- To identify the toolbar and the bold, italic and underline tools
- To select by clicking and dragging
- To change the font of my text
- To use the undo button to fix mistakes



KNOWLEDGE GEMS

I am going to learn:



- To identify the advantages and disadvantages of using text or images
- To change font, style, size and colour for a given purpose
- To create a template for a purpose
- To copy and paste images and text
- To choose a suitable layout for a purpose
- To make changes to content after I've added it

Outcome:

To create a magazine cover using text and images

 Careers in media 



Desktop Publisher

Design and edit digital writing and publications.



Vocabulary

text	Typed words in a document
images	Pictures, photographs or drawings
font	The styles of writing that can be selected in digital writing
content	The text and images that are included in a piece of media
template	A guide to show someone where to put content in a piece of media
publish	To prepare a piece of media and send it out to an audience



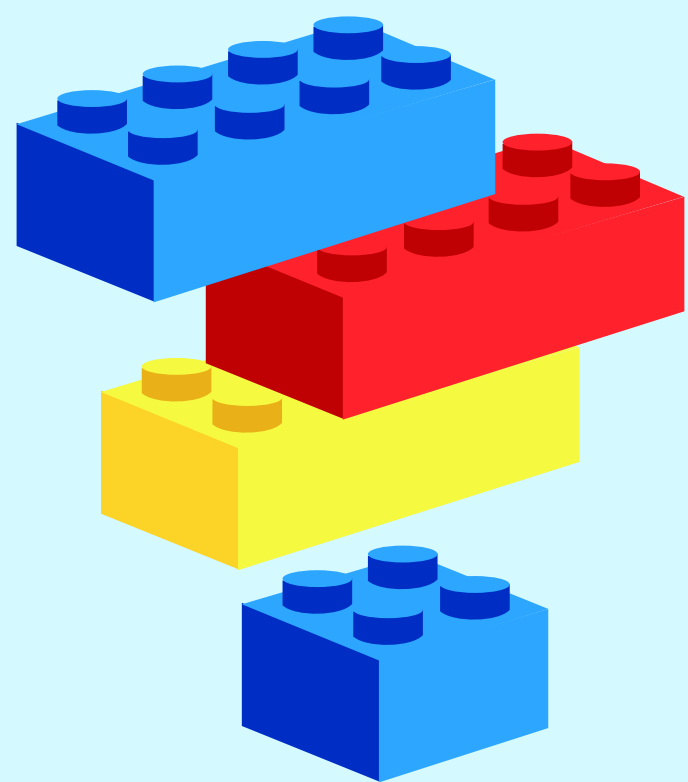
How computers work and how they are made.

How to use computers to create digital content.

How to be safe and responsible on computers.

Which strands of computing have you been learning about today?

Building Blocks to E-Safety



E-Safety Tips

- Always ask a trusted adult's permission before using the internet, and let them know what you are going to do
- Be careful what you click on. Only visit websites that are safe and appropriate, and never click on links if you don't know what they are
- If something makes you uncomfortable, worried or upset, tell a trusted adult - they can help you to deal with the problem

Useful Links

Canva



Try it at home!

Can you use canva to create a new cover for your favourite book?

