

Art - Year 5/6 Summer Cycle B- Textiles

Viking Cushion




What do I know already? I know how to:

- Choose textile techniques and I have also been introduced to the skill of stitching.
- Use a variety of techniques, e.g. gluing, printing and stitching to create different textural effects;
- Use basic stitching (running, blanket, basting and/or cross stitch), cutting and joining;
- Research designers Armani and Verace to inspire my work
- Select appropriate materials, giving reasons;



I will know how to create a viking cushion by:

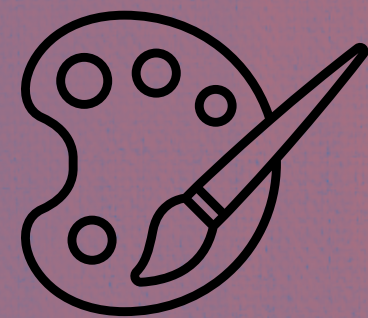


- Overlapping and layering materials using different techniques.
- Experimenting with a range of fabrics.
- Experimenting with a range of media by overlapping and layering in order to create texture, effect and colour;
- Add decoration to create effect;
- Using different stitches depending on the project (running, basting, cross stitch plus, overcast stitch, back stitch, hemming stitch, applique and/or embroidery)
- Creating a 3D piece of work.

Key Vocabulary:

texture		the feel, appearance, or consistency of a surface or substance.
overlapping		to lie over the edge of (something) to cover part of the edge.
running stitch		a simple <u>needlework</u> stitch consisting of a line of small even <u>stitches</u> which run back and forth through the cloth without <u>overlapping</u> .
cross stitch		a stitch formed of two <u>stitches</u> crossing each other.

back stitch		a method of sewing with overlapping stitches.
binca		a form of embroidery canvas that is woven in groups of threads, rather than individual threads.
applique		sewing technique in which fabric patches are layered on a foundation fabric, then stitched in place by hand or machine.
layering		the trimming of multiple layers of fabric at the seam.



Art - Year 5/6 Summer Cycle B- Textiles

Viking Cushion



Vicky Gill


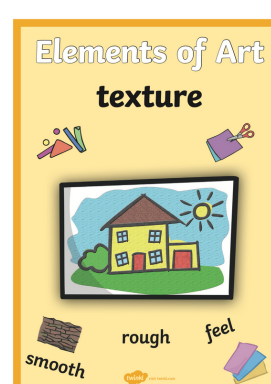
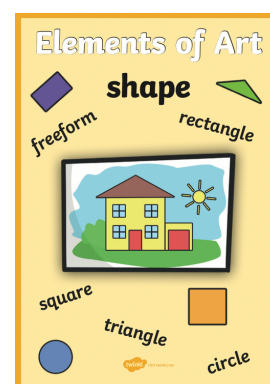
Vicky is best known for her fabulous costume designs for shows like Strictly Come Dancing and Dancing on Ice. Each costume that she designs and makes takes from one to four days to complete, whipped up by Vicky's BBC team and the talented staff of DSI London, the studio where Vicky herself was previously the in-house designer.

There, dozens of pattern cutters, machinists, designers and stoners (the deft-of-finger crew who apply all those sparkles) bring Vicky's sketches to life, ready for final adaptations and embellishments to be made at the end of the week. These costumes once completed are worn by the contestants each week and once the dances are done and the scores are in the whole process has to begin for the next shows.




Elements of Art

Textiles



What do we do?



- Research your artist/s
- Explore new skills
- Design
- Create
- Evaluate