

Reading - attaining EXS or better



75.7% in 2023

5.3% points rise since 2022

6.1% points drop since 2019

■ St Chad's CofE (C) Primary School
 ■ Staffordshire (303)
 ■ NCER National (16636)

Reading - attaining GDS



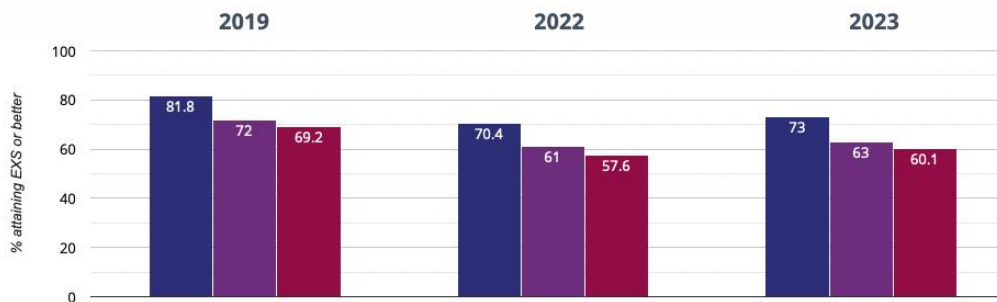
24.3% in 2023

2.1% points rise since 2022

0.7% points drop since 2019

■ St Chad's CofE (C) Primary School
 ■ Staffordshire (303)
 ■ NCER National (16636)

Writing - attaining EXS or better



73% in 2023

2.6% points rise since 2022

8.8% points drop since 2019

■ St Chad's CofE (C) Primary School
 ■ Staffordshire (303)
 ■ NCER National (16636)

Writing - attaining GDS



16.2% in 2023

5.1% points rise since 2022

2.6% points rise since 2019

■ St Chad's CofE (C) Primary School
 ■ Staffordshire (303)
 ■ NCER National (16636)

⊕ Maths - attaining EXS or better



86.5% in 2023
16.1% points rise since 2022
2.4% points rise since 2019

■ St Chad's CofE (C) Primary School
 ■ Staffordshire (303)
 ■ NCER National (16636)

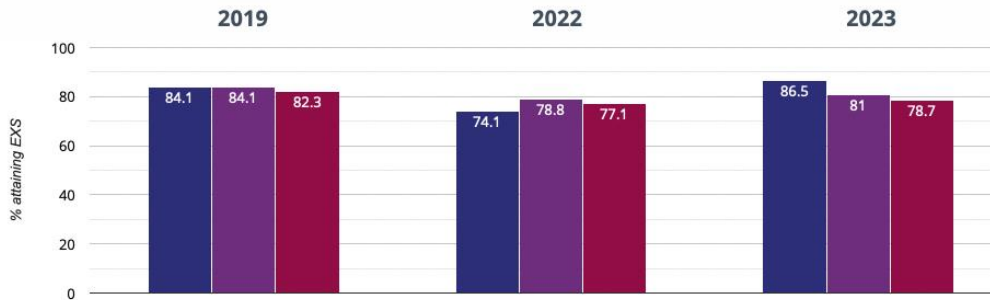
⊕ Maths - attaining GDS



37.8% in 2023
19.3% points rise since 2022
15.1% points rise since 2019

■ St Chad's CofE (C) Primary School
 ■ Staffordshire (303)
 ■ NCER National (16636)

🌿 Science - attaining EXS



86.5% in 2023
12.4% points rise since 2022
2.4% points rise since 2019

■ St Chad's CofE (C) Primary School
 ■ Staffordshire (303)
 ■ NCER National (16636)

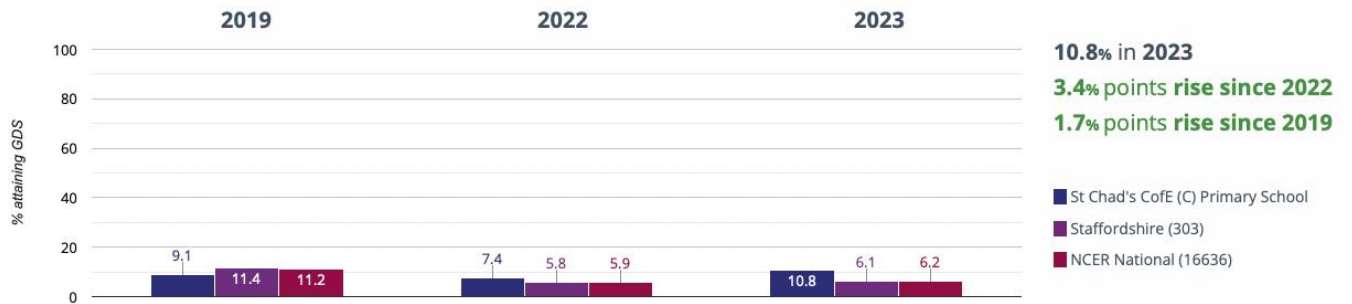
🧠 RWM - attaining EXS or better



62.2% in 2023
2.9% points rise since 2022
15.1% points drop since 2019

■ St Chad's CofE (C) Primary School
 ■ Staffordshire (303)
 ■ NCER National (16636)

RWM - attaining GDS



Reading, Writing, Maths and Science - attaining EXS

