




DT- Year 1/2 Spring Cycle A - Textiles

Hand Puppets



What do I know already? I know how:

- materials can be joined in different ways using glue and tape
- to use and carry scissors safely
- there are different types of puppets (sock and finger puppets)
- to share my creations, explaining how they were made

Textiles

Textiles are flexible materials woven from fibres.

Lots of materials are considered as textiles, for example wool, silk, cotton, nylon and felt. Textiles are used to make clothing, sheets, towels, carpets, rugs and much more! Textile production is one of the largest industries in the world – huge factories make millions of textiles each year. However, many individuals still produce *bespoke* textile products by hand.

What will I know? I will know how to:

- assemble, join and combine materials,
- attempt to measure, cut and join fabric to make a hand puppet.
- use a basic running stitch or glue to join fabric.
- begin to use simple finishing techniques to make my hand puppet look amazing!
- choose a suitable textile and explain why (thinking about colour, flexibility and strength).



Hand Puppets - Your task:

'Create a hand puppet, to put on a show for the EYFS.'

Hand puppets are still a popular toy today. The space inside the puppet needs to allow for a hand to control the head, arms and body. They need to be made from a fabric that will allow for such movements and attract a child's interest.



Test it:

Put on a show for the EYFS. Did your hand fit in the puppet? Was the puppet flexible enough to move? Did the EYFS like the puppet? Why?

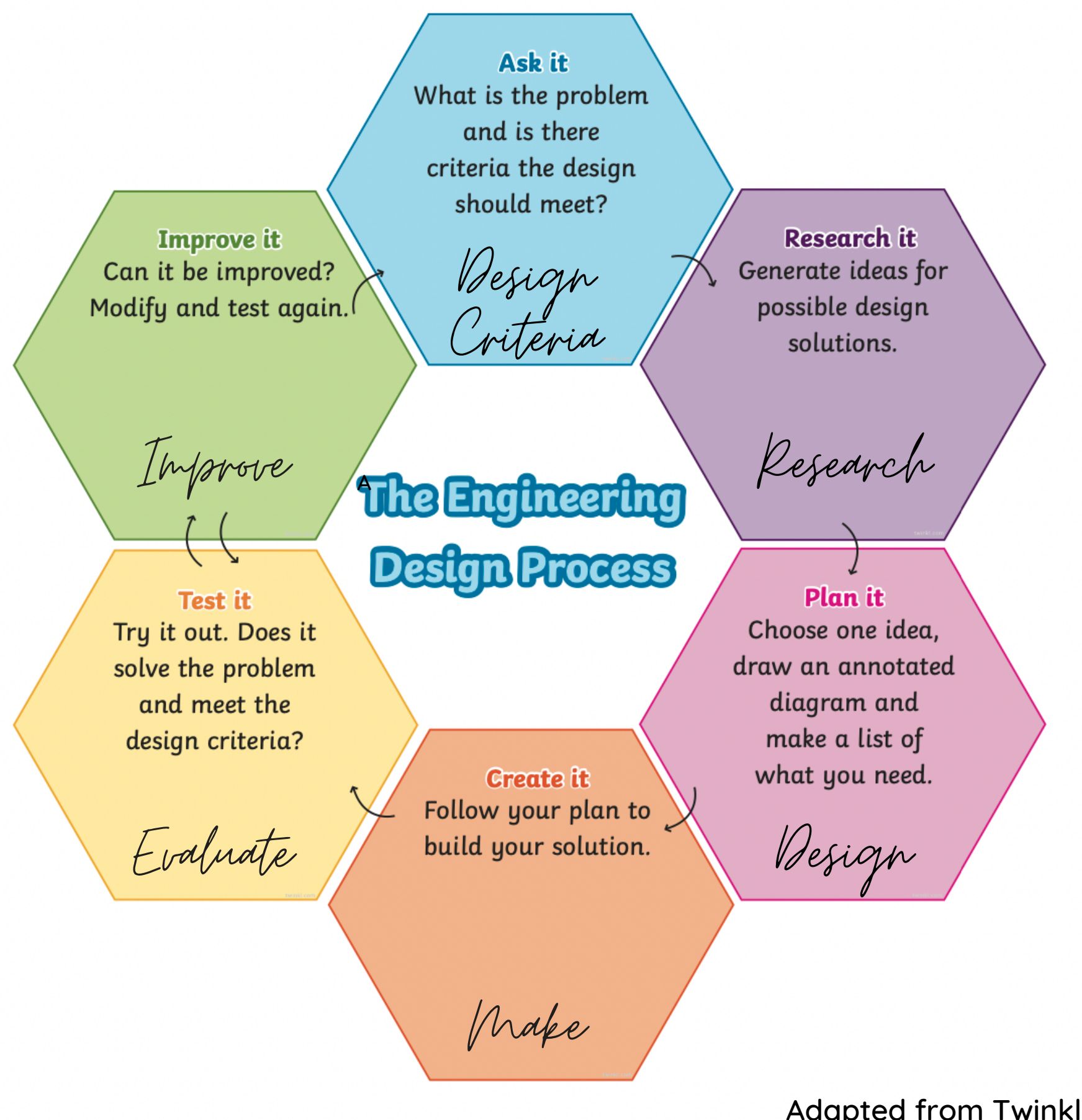
Key Vocabulary:

fabric		cloth material used to make clothes and other products	measure		working out the size of the product
assemble		putting all the pieces together	running stitch		a sewing stitch made by passing the needle in and out repeatedly with short, even stitches
joining		to link or fasten different parts together securely	product		the object that is made at the end of the making process.
tools		a device held in the hand, to carry out a particular function	finishing		ways of decorating fabrics



DT - Year 1/2 Spring Cycle A - Textiles

Hand Puppets



Designer/Crafts Person Focus

Jim Henson




- James Maury (Jim) Henson was born on September 24, 1936, in America.
- He was a puppeteer. He created the Muppets while attending college. Most puppets of the time were made of wood, but Henson searched for materials that would be easier to move and could let characters show more personality.
- Henson's best known puppet is Kermit the Frog.
- His puppet work inspired many Broadway Musicals such as The Lion King who use giant puppets.


Punch and Judy



- Punch and Judy are a very famous seaside puppet duo from England who have been around for over 350 years.
- Although Punch and Judy are English, they are thought to have originated in Italy- by Italian puppeteers who created the puppet character Punchinella.
- Punch became a hand puppet in 1825



When designing think about:



- User - who is the product for?
- Purpose - what task does the product need to perform?
- Functionality - will it work?
- Design Decisions - what choices do you have?
- Innovation - how is your product unique?
- Authenticity - is the product believable?

